



Residential

FENCES






Overview	04/
Welcome to the world of fences	06/
The DUPLEX system	08/
System-based solutions	10/
Entrance gates types	12/
The MultiBox - a parcel pick-up station	14/
Fence collections	16/
Panel and mesh fences	48/
Gabion systems	51/
Colours and structures	52/
Home Inclusive	54/
Automation solutions	56/
smartCONNECTED	58/
Inspiration	60/
Technical data	84/

WIŚNIEWSKI. **Get to know us**

See how we combine what's best for you and your home. For more than 35 years, we have been designing and manufacturing products meeting the highest standards of functionality and setting design trends. We combine safety with comfort, excellent design with a passion for technology, and manufacturing prowess with a love of detail. We know what a modern home needs and what challenges the household may face, because our products are present in millions of them. Spanning 270,000 m², our production hall currently manufactures thousands of garage doors, gates, windows, doors, and fences every day. At the same time, we are able to take care of individual expectations and provide support in construction or renovation processes. From windows and roller shutters, through garage doors and doors, to gates and fences.

Get to know the WIŚNIEWSKI brand and the products trusted by millions of customers in over 35 countries. Enter the world of comfort and security, where we combine the best qualities.





WIŚNIEWSKI. Garage doors, windows, doors, gates and fences.

Enter the world of WIŚNIOWSKI fences

WIŚNIOWSKI fence systems are a complete solution for your home. Here you will find your dream designs, functional accessories, durable colours, the best materials and – most importantly – complete system-based solutions.

Why is this so important? WIŚNIOWSKI fences include entrance gates, wickets, spans, posts, and mesh panels. Use all these elements to create a complete design for your home.

Explore the possibilities offered by WIŚNIOWSKI fence systems. Invest in a solution that will last for decades to come.



10
YEARS

Corrosion protection
warranty

CE

CE certificate –
safety



Part of a
complete system

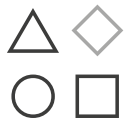


Sliding gate



Drive unit integrated with the post

MODERN AW.AL.103



Matching **garage doors, windows, and doors**



Made **of steel or aluminium**




Solutions for **safety**

Double protection

– the Duplex system

Steel is one of the basic structural materials in the construction industry. We take advantage of the physical and mechanical properties of high quality steel to obtain fence elements that are very stable and durable.


The manufacturing of WIŚNIOWSKI fence systems is based on the best materials and state-of-the-art technological lines. During the design phase, we use the finite element method (FEM), which allows us to understand how the product works in various conditions. To ensure the best weld quality, we use cutting edge welding technologies, obtaining repeatability of the products we make.



Certificates

What it means for you

Safety begins already at the production stage. Certainty that your product is made using the best materials ensures peace of mind when thinking about your home on a daily basis.



10
YEARS

Corrosion protection
warranty



Exceptional
durability



Corrosion protection



Duplex
system

WIŚNIEWSKI fences are manufactured using only the most durable of all materials – steel – and we process it by hot-dip galvanizing or coat painting using the DUPLEX system. The process is carefully controlled at each stage to ensure the highest attainable quality. We confirm this quality by providing ten year anti-corrosion warranty for steel fence elements.

System-based solutions

– a well-thought-out layout



MODERN AW.10.104

WIŚNIEWSKI fence systems stand for functionality, safety, unique design, and reliability that lasts. Choose from eight diverse model collections that make it easy to match the fence with the surroundings designed in any style.



Entrance gate




Railing



Part of a
complete system

All the elements are part of a system which, just like modules, can be freely arranged depending on your preferences or plot layout. The system includes: **double-leaf and sliding gates, wickets, segments, and posts.** You can choose the **multi-functional MultiBox post** with a built-in mailbox and electronic access control systems. Perfectly selected components ensure simple and quick installation, but above all, consistent style of the entire design.



The MultiBox and a wicket



Fence segment

Entrance gate types



Depending on the property layout and your preferences, you can choose a traditional double-leaf gate, a convenient sliding gate or a quick folding gate. The durable structure and reliable operation of the WIŚNIEWSKI entrance gates will guarantee safety and security for years to come.

10
YEARS

Corrosion protection
warranty

CE

CE certificate -
safety



Convenient
entrance



Sliding gates

What kind of property? A sliding gate needs more space on the sides of the entrance, which is why it will be perfect for properties with a wide front.



Double-leaf gates

What kind of property? They don't need space on the sides, but take up more space between the entrance and the garage. This is why they are recommended for narrow, but relatively long driveways.



Folding gates

What kind of property? They combine the advantages of sliding and double-leaf gates. Thanks to their structure, they don't take up too much space. Perfect for narrow and short driveways.

MultiBox – your private parcel pick-up station



MultiBox perfectly matches the entire WIŚNIEWSKI fence range.

Moreover, it can be customized with decorative motifs, such as the house number, decorative elements or initials, while soft LED lighting ensures comfort of use.



Compatible **with all fence models**



Standard **with a door phone**



Popular **parcel dimensions**



Functionality and comfort

All the elements are part of a system which, just like modules, can be freely arranged depending on your preferences or plot layout. The system includes: double-leaf, folding, and sliding gates, wickets, segments, panels, and posts. You can choose the multi-functional MultiBox post with a built-in mailbox and electronic access control systems. Perfectly selected components ensure simple and quick installation, but above all, consistent style of the entire design.



MultiBox



Control it with **a smartphone**

MultiBox post versions

The MultiBox post is available with 1, 2 or 3 letter slots - with independent access from the property side and LED lighting. Additionally, a version featuring a secure package slot integrated with the letter slot is available.



Discover more details on the MultiBox





Fence collections

INFINITY	18/
HOME INCLUSIVE	20/
MODERN	24/
CLASSIC	30/
LUX	34/
STYLE	40/
VARIO	44/
BASIC	46/

INFINITY

A design inspired by palisade fences: light lines that clearly separate your private space. Thanks to its special structure, you can expand your INFINITY fence indefinitely – without mounting posts. You can also install the fence to a wall. Match it to your home!



Corrosion
protection for **10 years**



Double-welded
structure



Can be reinforced with a
connector



Broad
arrangement possibilities



The latest
trend

Uniqueness without limits



Choose your preferred
level of transparency

- 3 models.
- An uninterrupted line of segments without fence posts. Can be installed on a concrete foundation or below ground line.
- The INFINITY includes fence segments. Add a matching entrance gate and wicket. See how you can combine them into one fence system.



CE certificate -
safety


STEEL

INFINITY AW.10.132 (60 mm spacing) / CLASSIC AW.10.76 (with infill spacing adapted to the AW 10.132 model)




STEEL

INFINITY AW.10.131 (50 mm spacing) / HOME INCLUSIVE AW.10.200 (500 mm panel)



STEEL

INFINITY AW.10.130 (40 mm spacing) / MODERN AW.10.111 (solid sheet)



HOME INCLUSIVE

A collection designed to form a stylistically and functionally consistent set with WIŚNIEWSKI garage doors, windows, and doors. Are you looking for complete harmony? Are modern style and privacy important to you? Choose HOME INCLUSIVE!



HOME INCLUSIVE AW.10.200



Corrosion
protection for **10 years**



Steel and aluminium
models available



Customization
of louvres and
decorative motifs



Solid models – **high**
degree of privacy



Models resembling
“blinds”

Highlight your space



Modern **design**

- 8 models
- Perfect if you want to increase the privacy of your property.
- Steel fences are protected using the DUPLEX system. This means high durability confirmed by the 10-year corrosion protection warranty.



CE certificate -
safety


ALUMINIUM

AW.**AL.10.202**



STEEL

AW.**10.200** (500 mm panel)



STEEL

AW.**10.200** (250 mm panel)




STEEL

AW.**10.228** (with spacing)




Top edge options

 flat top edge

 concave top edge

 convex top edge

 available in a skewed version

 railing available

HOME INCLUSIVE

STEEL

AW.10.228 (no spacing)




STEEL

AW.10.229




STEEL

AW.10.230



STEEL

AW.10.233



Louvre customization


With the louvre customization option in models AW.10.228, AW.10.229, and AW.10.230 (in the gate, wicket or segment), you can add a unique character to your fence.




DECOR option



PERFORATION option




COLOUR option



HOME INCLUSIVE AW.10.200

System-based solutions

All the elements of WIŚNIEWSKI fences are part of a functional system which, just like modules, can be freely mixed and matched, depending on your preferences or plot layout.



Discover more details on the HOME INCLUSIVE collection

MODERN

Modern designs that will also go well with more classic homes. Want to stand out with an unusual fence? Discover the MODERN collection.



MODERN AW.10.115



Corrosion
protection for **10 years**



Steel and aluminium
models available



Inspired by **contemporary**
designs



Different **levels of**
transparency



Available as a **railing**

A definition of modernity

- 22 models
- Perfect if you're looking for unique designs.
- Those who value privacy will like the solid and perforated sheets, while those who prefer lighter, transparent structures, will appreciate the models using box sections.




Versatile **design**




CE certificate -
safety


ALUMINIUM AW.AL.100




ALUMINIUM AW.AL.101



ALUMINIUM AW.AL.102



ALUMINIUM AW.AL.103



Top edge options

flat top edge

concave top edge

convex top edge


available in a skewed version

railing available

MODERN


ALUMINIUM

AW.AL.104



ALUMINIUM

AW.AL.105



ALUMINIUM


AW.AL.106



STEEL

AW.10.100

Version: ø 5 - mesh panel



Sheet infill **types**


Sheet infill types apply to the following models: AW.10.101, AW.10.102, AW.10.108, AW.10.109, AW.10.111, AW.10.112.



perforated sheet
Qg 5-8




perforated sheet
Qg 10-30



perforated sheet
Rv 5-8



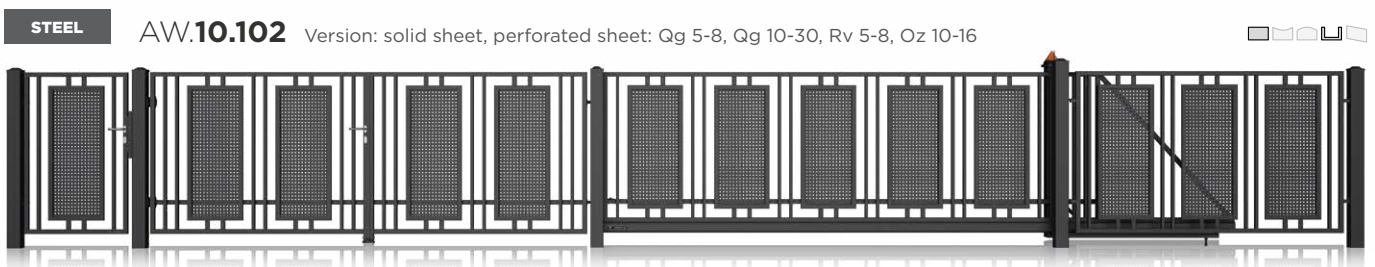
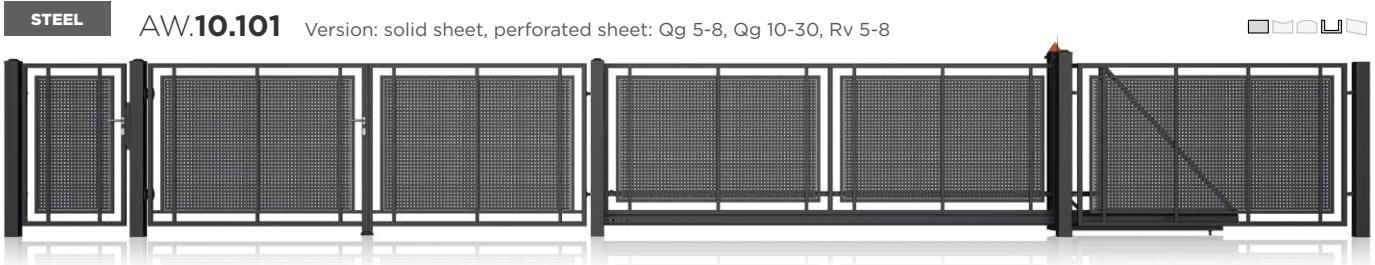


perforated sheet
Oz 10-16



solid sheet

Discover more details on the MODERN collection




Top edge options

- flat top edge
- concave top edge
- convex top edge
- available in a skewed version
- railing available

MODERN


STEEL

AW.10.106 Version: 30 x 18 [mm], 70 x 20 [mm]




STEEL

AW.10.107 Version: 20 x 20 [mm], 70x20 [mm]



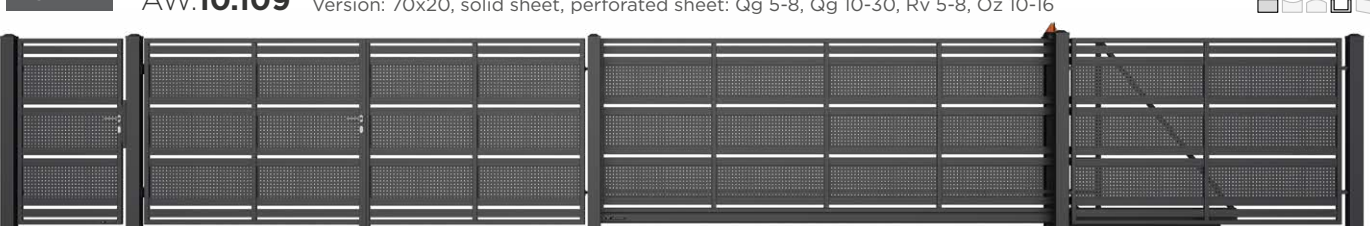
STEEL

AW.10.108 Version: 70x20 mm, solid sheet, perforated sheet: Qg 5-8, Qg 10-30, Rv 5-8, Oz 10-16




STEEL

AW.10.109 Version: 70x20, solid sheet, perforated sheet: Qg 5-8, Qg 10-30, Rv 5-8, Oz 10-16




STEEL

AW.10.110 Version: solid sheet




STEEL

AW.10.111 Version: solid sheet, perforated sheet: Qg 5-8, Qg 10-30, Rv 5-8



STEEL

AW.10.112 Version: solid sheet, perforated sheet: Qg 5-8, Qg 10-30, Rv 5-8



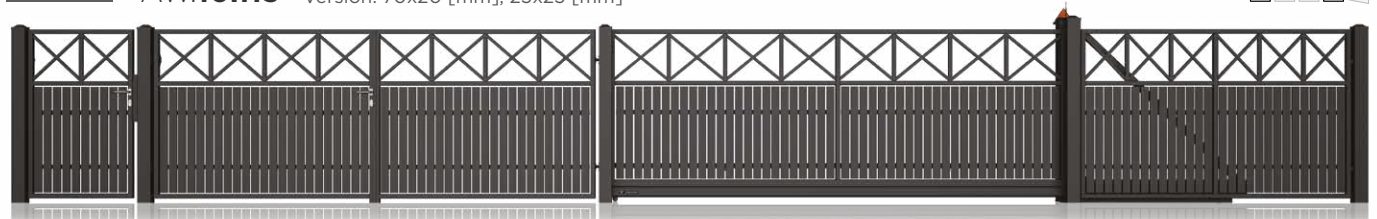
STEEL

AW.10.114 Version: 70x20 [mm]



STEEL

AW.10.115 Version: 70x20 [mm], 25x25 [mm]



MODERN AW.10.104

CLASSIC

Classics are always on trend! Sometimes the simplest solutions are simply the best. Universal, timeless lines will match any architectural style, and you will get an element of your property that will never lose its appeal. Thinking along these lines? Look for your fence in the CLASSIC collection.



Corrosion
protection for **10 years**



Steel and aluminium
models available



Inspired by
minimalism



Different **levels of**
transparency



Available as a **railing**

Timeless classic

- 15 models
- Perfect if you're looking for timeless design.
- The classic form perfectly harmonizes with the surroundings. Highlight the beauty of your home or garden and open up to the surroundings a little bit more.




Design based on **vertical lines**



CE certificate - **safety**

ALUMINIUM

AW.AL.00



STEEL

AW.10.01

Version: closed steel box sections, caps in the top line of the infill, 40x27 [mm]



STEEL

AW.10.02

Version: closed steel box sections, caps in the top line of the infill, 18x30 [mm]



STEEL

AW.10.04

Version: closed steel box sections, caps in the top line of the infill, ø 20 - pass-through



Top edge options

flat top edge

concave top edge

convex top edge

available in a skewed version

railing available

CLASSIC

STEEL

AW.10.05 Version: closed steel box sections, caps in the top line of the infill, 20x20 [mm]



STEEL

AW.10.06 Version: closed steel box sections, caps in the top line of the infill, \diamond 20 [mm] - pass-through



STEEL

AW.10.16 Version: closed steel box sections, caps in the top line of the infill, 70x20 [mm]



STEEL




AW.10.17 Version: closed steel box sections, caps in the top line of the infill, 70x20 mm



STEEL

AW.10.70 Version: 40x27 [mm]





Top edge options

- flat top edge
- concave top edge
- convex top edge
- available in a skewed version
- railing available

LUX

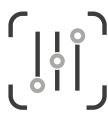
Classic designs that still enjoy considerable popularity. They are perfect as an element of traditional architecture. Choose this collection if a broad choice and customization options are what matters to you.



Corrosion
protection for **10 years**



Inspired by **artistic**
metalwork



Customization
options



High
transparency



Available as a **railing**

One of a kind



Classic **elegance**



CE certificate -
safety

- 18 models
- Perfect if you prefer something more classic in style.
- For selected models, you can also add your initials – to highlight your individuality even more.

STEEL

AW.10.31

Version: steel rods with a cross section of 14 x 14 [mm]



STEEL

AW.10.33


Version: steel rods with a cross section of 14 x 14 [mm]



STEEL

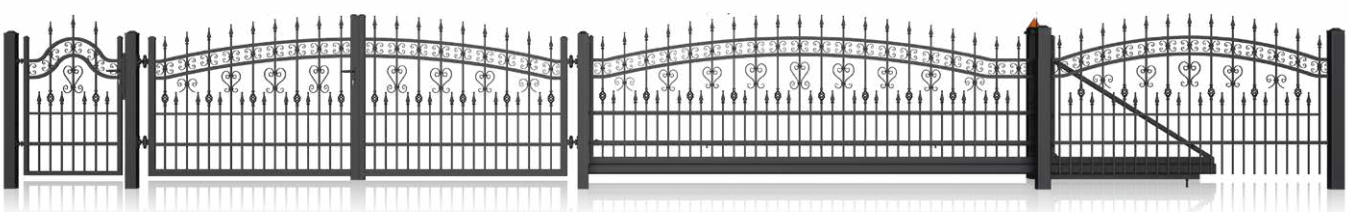
AW.10.34

Version: steel rods with a cross section of 14 x 14 [mm]



STEEL

AW.10.39



Top edge options

flat top edge

concave top edge

convex top edge

available in a skewed version

railing available

LUX

STEEL

AW.10.45

Version: steel rods with a cross section of 14 x 14 [mm]



STEEL

AW.10.46

Version: steel rods with a cross section of 14 x 14 [mm]



STEEL

AW.10.48

Version: steel rods with a cross section of 14 x 14 [mm]



STEEL

AW.10.51

Version: steel rods with a cross section of 14 x 14 [mm]



Finial tip **types**

Finial tip K



Finial tip A



Finial tip W



Finial tip E



Finial tip O



Finial tip TOP 3



Finial tip TOP 4



Finial tip TOP 5



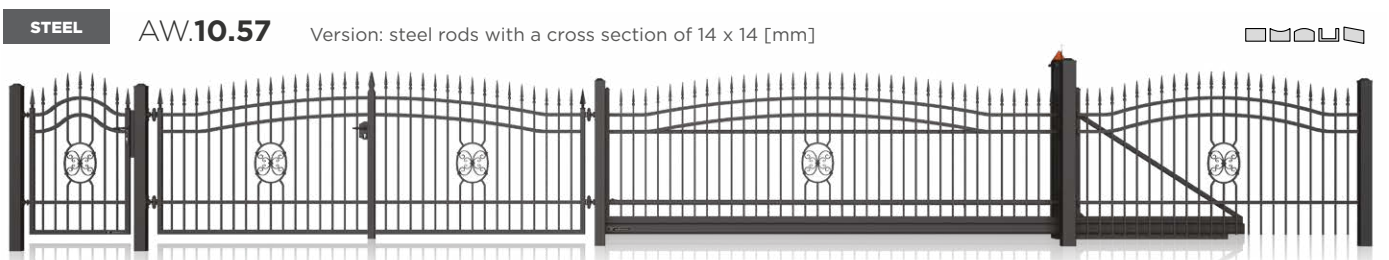
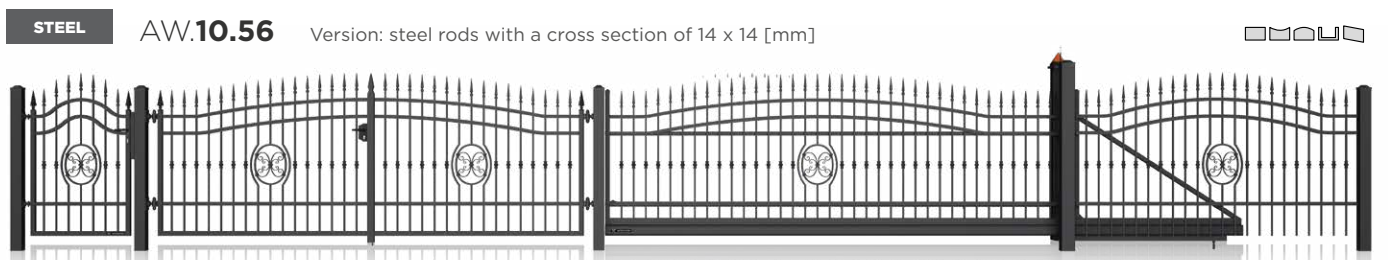
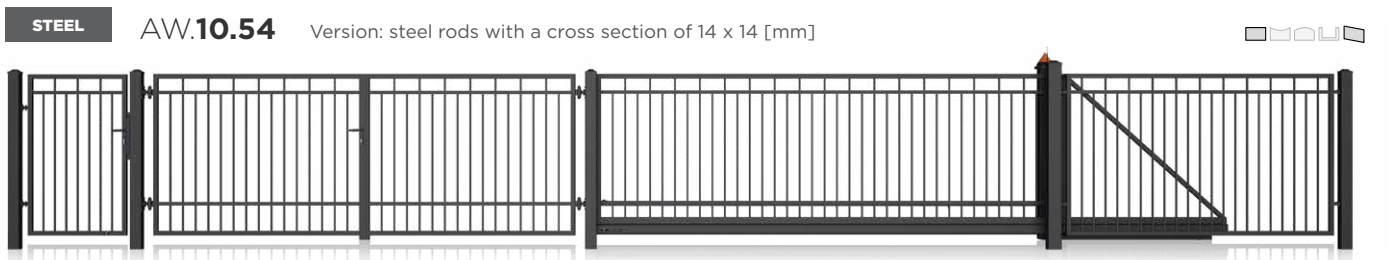
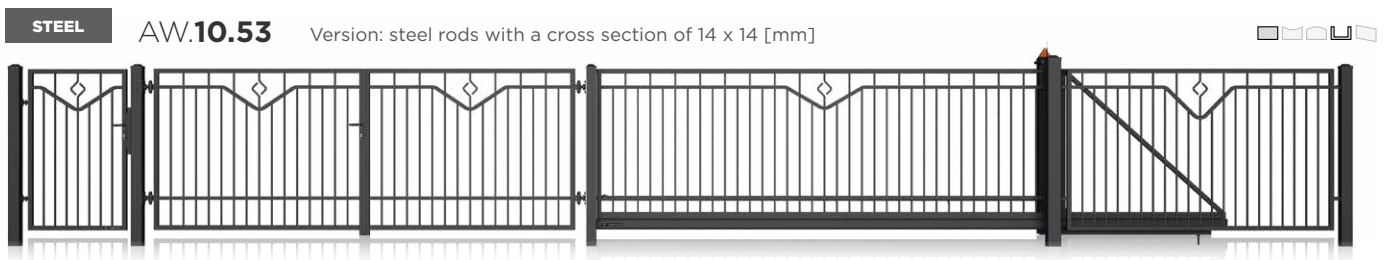
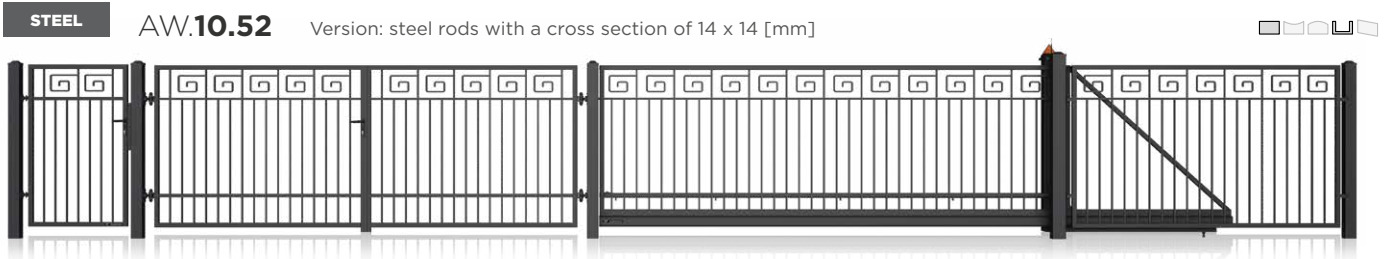
Finial tip TOP 6



Finial tip TOP 7



Discover more details on the LUX collection



LUX

STEEL

AW.10.58

Version: steel rods with a cross section of 14 x 14 [mm]



STEEL

AW.10.59


Version: steel rods with a cross section of 14 x 14 [mm]



STEEL

AW.10.60

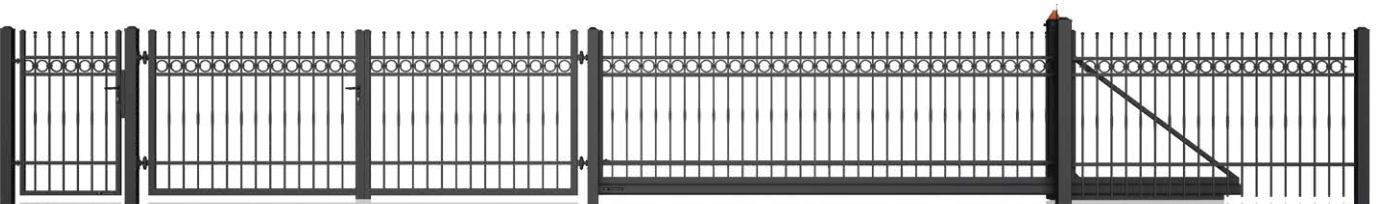
Version: steel rods with a cross section of 14 x 14 [mm]



STEEL

AW.10.61


Version: steel rods with a cross section of 14 x 14 [mm]



STEEL

AW.10.62

Version: steel rods with a cross section of 14 x 14 [mm]






LUX AW.10.54

Corrosion protection and reliability that lasts!

A well-protected surface means peace of mind for years. We protect the most durable, steel fences against corrosion using hot-dip galvanization and powder-coating in the DUPLEX system, controlling the process at every stage.



Discover more details on the LUX collection

STYLE

Simplicity with interesting and subtle details. The STYLE collection features elegant designs that you can choose in a variety of finishes. Match them to your home. Do you like visually light fences? In the STYLE collection, you will surely find something to suit your taste.



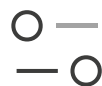
STYLE AW.10.22



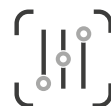
Corrosion
protection for **10 years**



A combination of
minimalism and elegance



For those who
appreciate **details**



Customization
options



Available as a **railing**

Minimalism in stylish form



Classic **form**

- 13 models
- Perfect if you're searching for something classic with interesting details.
- Suit your preference: choose steel rod tops from five available variants.



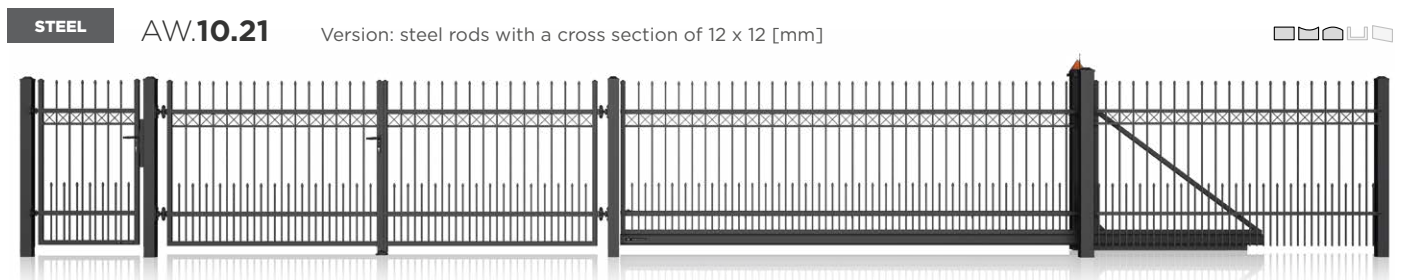
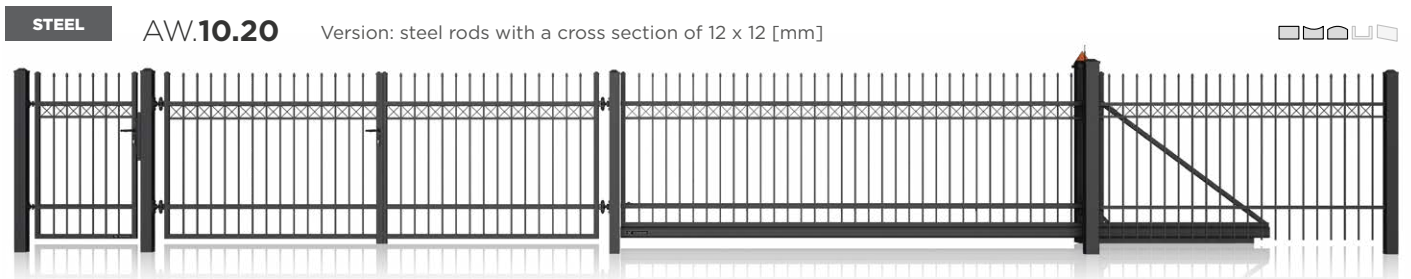
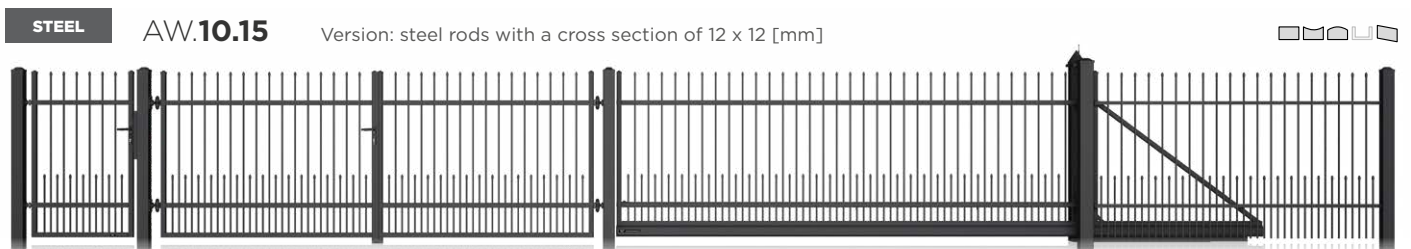
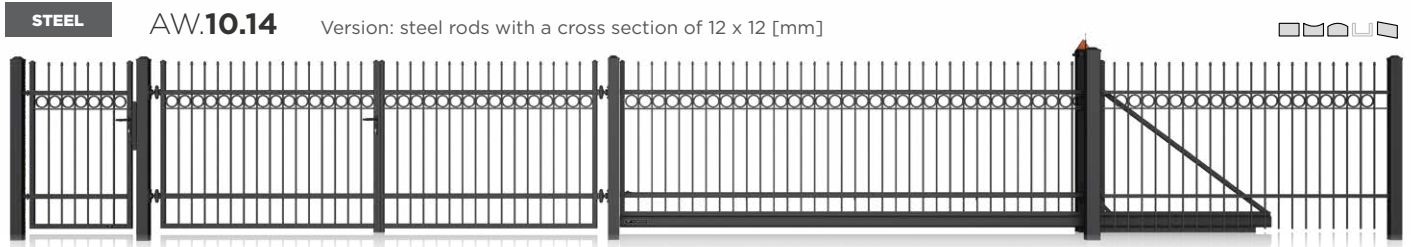
CE certificate -
safety



Top edge options

- flat top edge
- concave top edge
- convex top edge
- available in a skewed version
- railing available

STYLE



STEEL

AW.10.23



STEEL

AW.10.24



STEEL

AW.10.25



STEEL

AW.10.26



Drive unit integrated with the post

The AWSo 2018 drive unit integrated with the post is WIŚNIEWSKI's proprietary design that guarantees protection of the mechanism against weather conditions, damage, and theft. An automatic operating unit placed in a steel post of a sliding gate from WIŚNIEWSKI is the only such solution on the market.



Discover more details on the STYLE collection

VARIO

It is a combination of classic design and functionality: the spans are decorated with classic ornaments and made of simple elements. The finial tips are not only an elegant addition, but also an element that enhances the security of the property.



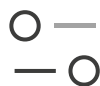
VARIO AW.10.83



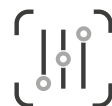
Corrosion
protection for **10 years**



A combination of
minimalism and elegance



For those who
appreciate **details**



Customization
options



Available as a **railing**

Proven classic



Classic **form**

- 4 models
- It is a combination of classic design and functionality: the spans are decorated with classic ornaments and made of simple elements.
- The finial tips are not only an elegant addition, but also an element that enhances the security of the property.



CE certificate -
safety

STEEL

AW.10.81 Version: closed steel box sections, decorative elements in the top line of the infill, 20x20 [mm]



STEEL

AW.10.82 Version: closed steel box sections, decorative elements in the top line of the infill, 20x20 [mm]



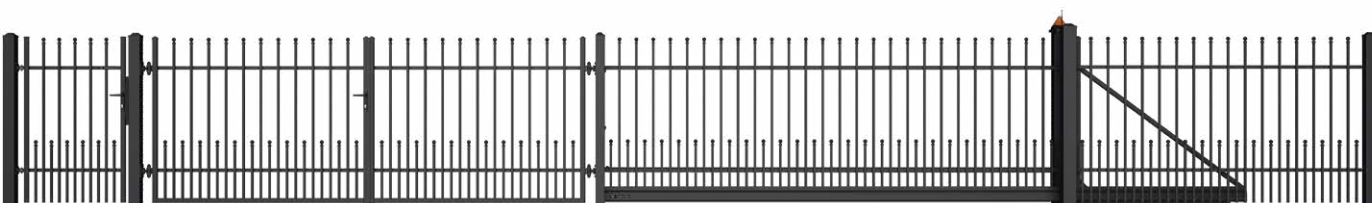
STEEL

AW.10.83 Version: closed steel box sections, decorative elements in the top line of the infill, 20x20 [mm]



STEEL

AW.10.84 Version: closed steel box sections, decorative elements in the top line of the infill, 20x20 [mm]



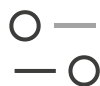
BASIC



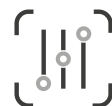
Corrosion
protection for **10 years**



A combination of
minimalism and elegance



For those who
appreciate **details**



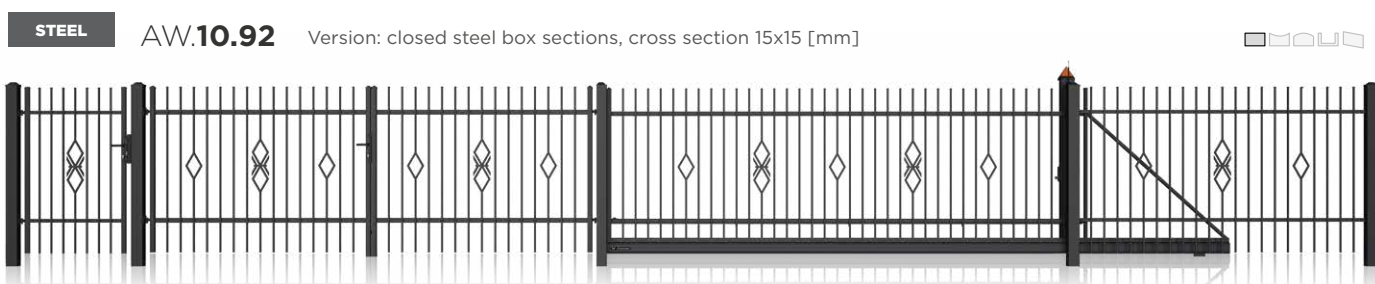

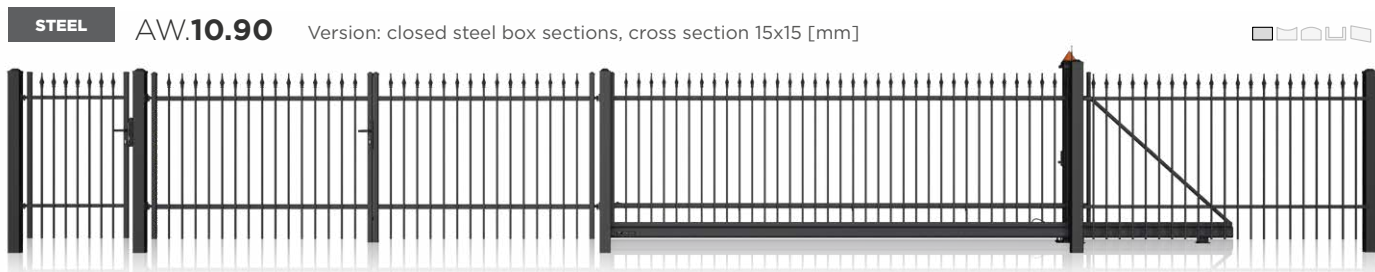
Customization
options



Available as a **railing**

- 5 models
- Ideal if you like simplicity with elegant details.
- It creates a perfect background highlighting the beauty of the house – regardless of its design style and location.


Discover more details on the BASIC collection



Panel fences

– perfectly versatile

WIŚNIEWSKI mesh panel systems are a solution used in places where durability, high quality, and safety are crucial. They can be used in urban areas, industrial areas, as perimeter protection in recreational areas or as a complement to a typical residential fence.



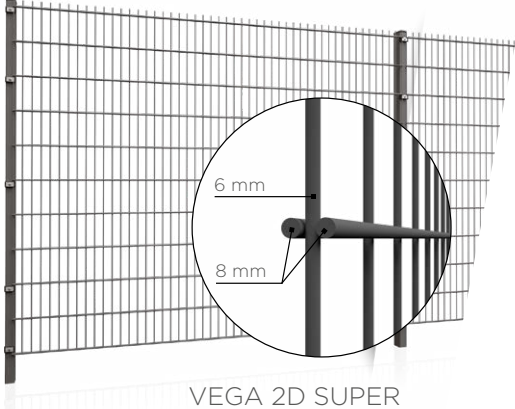
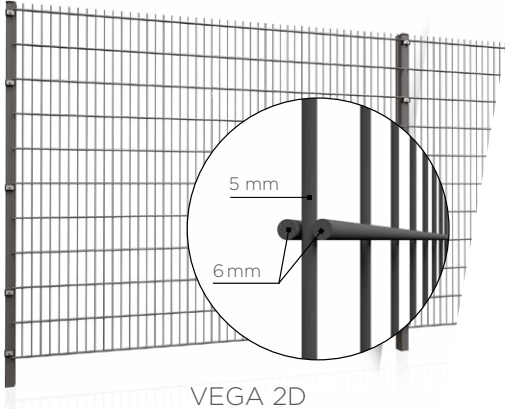
2D mesh fences



Discover
more details
on WIŚNIEWSKI

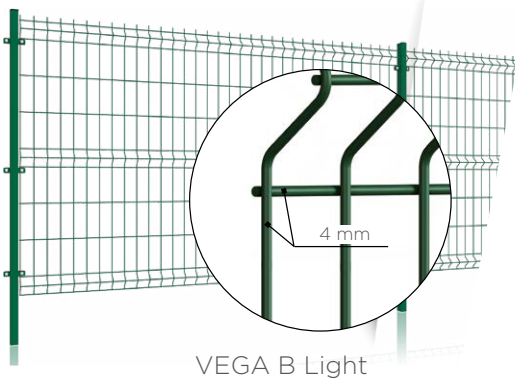
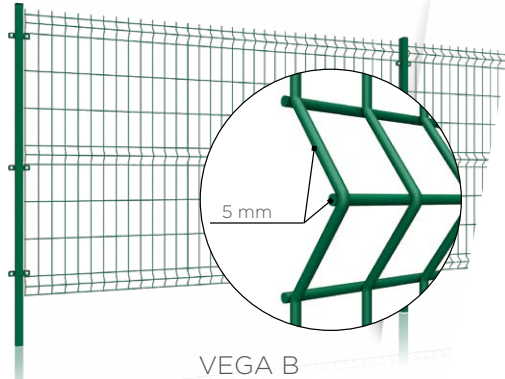
The method of corrosion protection and the type of material used are responsible for the quality of the mesh panels. WIŚNIEWSKI panels are manufactured using a process that minimizes the occurrence of corrosion for many years and additionally guarantees fence robustness. **Check the quality of the panels before you choose yours.**

2D mesh panels



Panel without ribs reinforced with a double wire with a larger gauge.

3D mesh panels



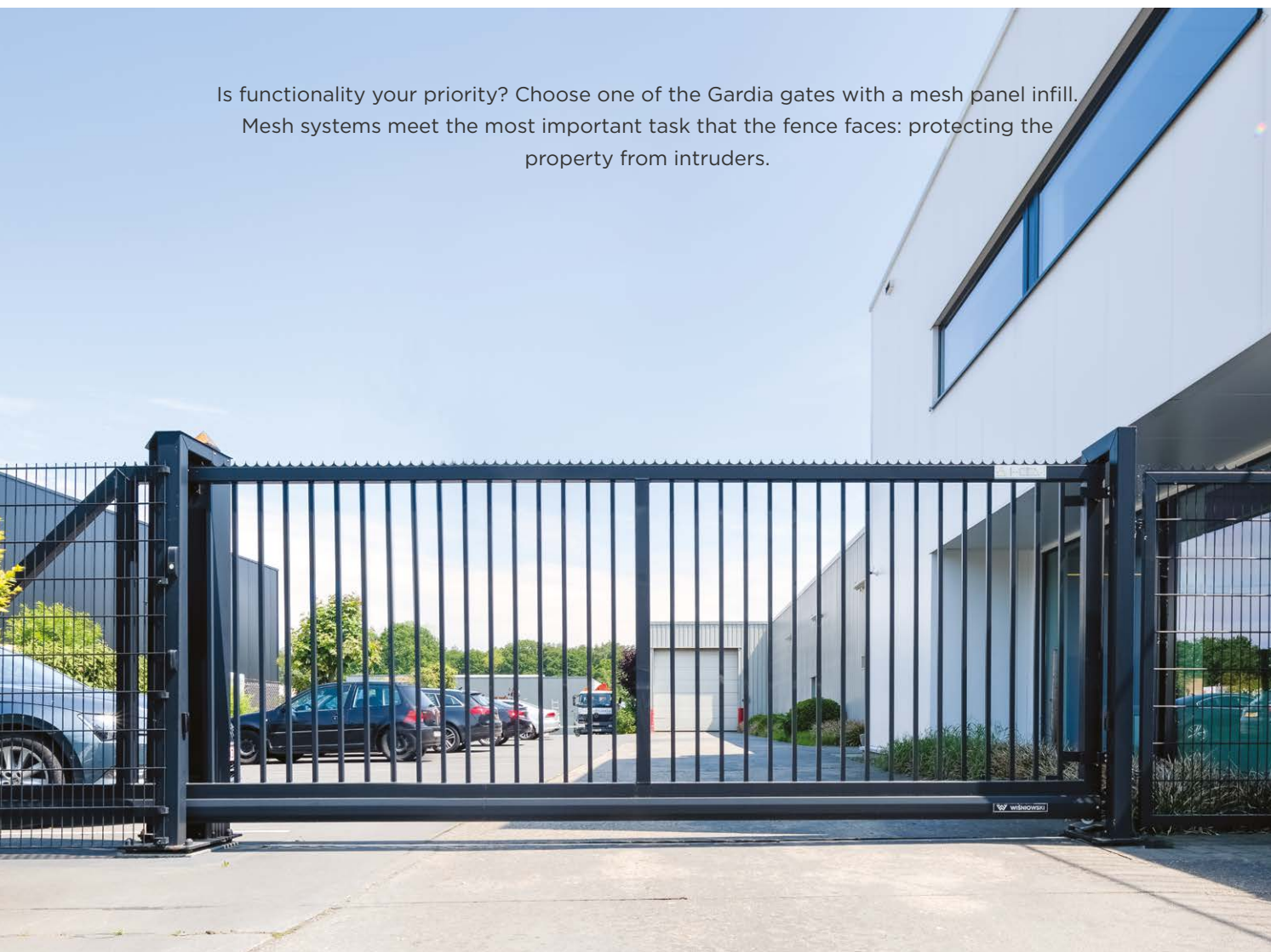
Panels with ribs ensure maximum resistance to deformation.



Mesh systems

– economical and durable

Is functionality your priority? Choose one of the Gardia gates with a mesh panel infill. Mesh systems meet the most important task that the fence faces: protecting the property from intruders.



Gardia system

Mesh systems form economical, durable, and functional fences that work well not only on business premises. They are also a great solution for allotments or gardens. Do you own a summer house? A recreational area? With mesh systems, you can secure it properly.

The sliding gates in the Gardia system can be up to six metres wide and two metres high. The gate structure is made of 60 x 40 mm sections. It can be infilled with the VEGA 2D 6/5/6 or Vega 2D Super 8/6/8 mesh panels.

Gabion systems

– exceptional aesthetics



CORROSION PROTECTION

Mesh panels and posts protected by galvanizing and powder coating




CUSTOMIZATION

The possibility to infill the gabion with different types of stones is one of the options for fence customization.



AESTHETICS



Gabion fences find a wide range of applications as fence elements for modern properties.



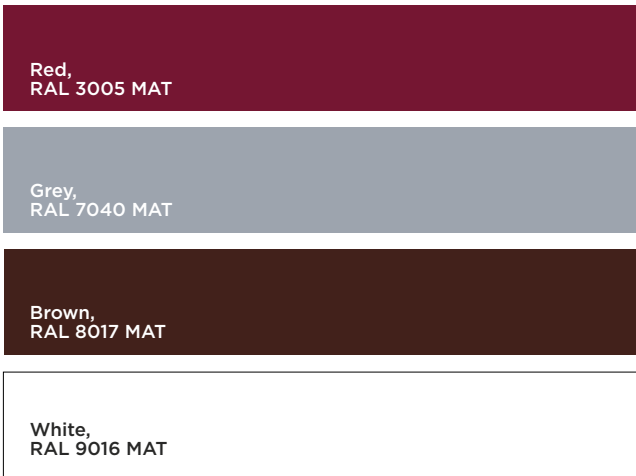
The gabion system is dedicated both for industrial and residential properties. It matches the surroundings exceptionally well and has an appealing design

Depending on the preferences, the gabion system can be built using 3 types of posts: the IPE 160 I-section or STM posts based on 50x100 or 50x120 [mm] closed box sections, and two types of flat panels – Vega 2D and Vega 2D Super. The gabion system by WIŚNIOWSKI ensures long-term reliability. The panels and posts are treated by hot-dip galvanizing or galvanizing and polyester coating, which effectively prevents corrosion processes. Additionally, special clips intended for joining the panels prevent deformation of the gabion system caused by the constant pressure of the stones. This allows us to ensure quality and reliability of the product.

Colours. Textures



Colour is the first feature our senses react to. We made sure that each of our customers can find the exact colour they are looking for. Our gates can be manufactured in RAL palette colours and the unique HOME INCLUSIVE colours – together with our range of textures and additional decorative elements, this gives you hundreds of options for a tailored solution.



Take advantage of the unique possibilities provided by the original, proprietary WIŚNIEWSKI brand palette: **HOME INCLUSIVE**. It includes over a dozen colours with a metallic finish and stunning 3D depth.

HOME INCLUSIVE COLOURS



Home Inclusive


– house joinery and fence in matching design

A modern approach to design resulted in a perfect stylistic combination that gained new design and color possibilities. You can choose from specially created sets of gates, windows, doors and fences, being sure that they will emphasize the unique character of your property. Take advantage of the Home Inclusive 2.0 collection, which allows you to create a coherent set of WIŚNIEWSKI gates, windows, doors and fences in terms of design.





Find out more
solutions
WIŚNIEWSKI
Home Inclusive



WIŚNIEWSKI. Garage doors, windows, doors, gates and fences.

Automation solutions for entrance gates



A properly selected gate is crucial when it comes to ensuring functional and reliable access to the property. Depending on the layout of the premises, a conventional double-leaf gate or a more comfortable sliding gate can be chosen. Its cantilever design provides smooth operation in all kinds of conditions. Looking for something unique? Consider a folding gate – its special design saves a lot of space in the driveway.

A reliable system

- Drive unit integrated with the post is WIŚNIEWSKI's proprietary solution for sliding gates.
- The structure protects the automatic operating unit from damage.
- The fence line is not interrupted by an additional element. The drive unit integrated with the post is nearly invisible.



Classic **form**



CE certificate - **safety**

To ensure user safety and comfort, the gate drive unit is tucked away in the post integrated with the structure. This unique solution allows only authorized persons who have the key to access the control device, and the post also protects the mechanism from adverse weather conditions.



Resistant to weather conditions



WIŚNIEWSKI Connected

smart as standard



When you choose WIŚNIEWSKI Connected, you don't need a smart home central control unit. Selected WIŚNIEWSKI products are ready to connect as standard – you can connect them to the smart home without any additional devices or extra charges. WIŚNIEWSKI Connected uses Wi-Fi instead of radio transmission and the app lets you stay in touch with your home from almost any place in the world.

Live more comfortably with **smartCONNECTED**

WIŚNIEWSKI POWERED BY somfy.



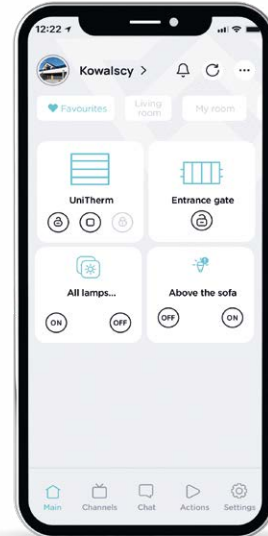
TaHoma - Your smart home

The io-homecontrol® system with radio transmission makes it possible to wirelessly connect the METRO Smart io and MOTO io drive units to the smart home controlled by Somfy's TaHoma Switch central control unit. Building a comprehensive smart home provides a number of benefits and additional features that enhance your comfort every single day. The app gives you constant access to the most important functions of the elements of your home

Check what you can gain when you choose Tahoma switch



Choose your path to a smart home. State-of-the-art WIŚNIEWSKI products will accompany you along the way. Smart home systems can be expanded at will, and you can ensure full control over every part of your property. Control, share access, grant permissions, and build scenarios that will make your day smarter!



The **WIŚNIEWSKI Connected** app - new quality as standard

When you choose WIŚNIEWSKI Connected, you don't need a smart home central control unit. WIŚNIEWSKI garage doors with the SPARK drive unit are ready to connect as standard - you can connect them to the smart home without any additional devices or extra charges. WIŚNIEWSKI Connected uses Wi-Fi instead of radio transmission and the app allows you to control the garage door from almost any place in the world.

Check what you can gain when you choose WIŚNIEWSKI Connected



Get inspired
and choose a set to
suit your needs!





Find more
inspiration





MODERN AW.10.228

Fence: Modern AW.10.228 / RAL 7016 colour

UniTherm garage door

CREO entrance door



INFINITY AW.10.132


Fence: Infinity AW.10.132 / RAL 7016 colour

UniTherm garage door

CREO entrance door







CLASSIC AW.10.70

Fence: CLASSIC AW.10.70 / RAL 7016 colour

UniTherm garage door

CREO entrance door




HOME INCLUSIVE

Fence: HOME INCLUSIVE AW.10.200 / RAL 7016 colour

UniTherm garage door

CREO entrance door



CLASSIC AW.10.70

Fence: CLASSIC AW.10.70 / RAL 7040 colour

UniTherm garage door

CREO entrance door









INFINITY AW.10.131

Fence: Infinity AW.10.131 / RAL 7016 colour

UniTherm garage door


CREO entrance door

HI AW.10.200


Fence: HI AW.10.200 / HI DEEP GREEN colour

UniTherm garage door









MODERN AW.10.104

Fence: MODERN AW.10.104 / RAL 7016 colour

UniTherm garage door

CREO entrance door



MODERN AW.10.110



MODERN AW.10.111



MODERN AW.10.109



MODERN AW.10.76



HOME INCLUSIVE AW.10.230



LUX AW.10.53

Fence: LUX AW.10.53 / RAL 7040 colour


UniPro garage door





CLASSIC AW.10.PP

Fence: CLASSIC AW.10.PP custom design structure



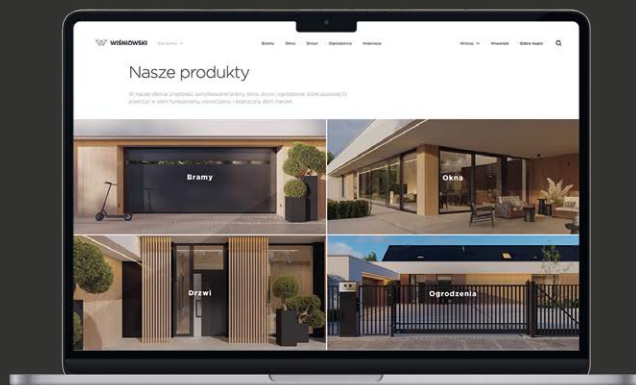
Your fence – from design to completion



EXPERT

Now, designing your optimal solution is even easier with our revolutionary AW Expert software – a unique application for designing fences. This tool can generate your design and quotation in a matter of minutes.

www.wisniowski.eu



Connect with **the very best!**

Drive units concealed in the post

– technical data

		AWso 2018 Pro	AWso 2018 Pro FAST
Application	up to 6,000 [mm]	•	•
Simple programming		•	•
Auto selection of operating parameters		•	•
Soft START and STOP		•	•
Customizable configuration		•	•
Display		•	•
Safety	Obstacle detection	•	•
	Photocells	•	•
	Safety edges	option	option
Radio transmission	WIŚNIEWSKI (433 MHz)	•	•
	WIŚNIEWSKI (868 MHz)	option	option
	RTS	option	option
	io	option	option
Cycle counter		•	•
Recent fault logging		•	•
Signal light		•	•
Expandability		•	•
Toothed wheel height adjustment		•	•
Emergency drive unit disengagement		•	•
Smart technologies	Ri-Co	option	option
	smartCONNECTED Box	–	–
	TaHoma Premium	–	–
Remote control		transmitter	transmitter



is a modern, safe, and reliable radio technology by SOMFY that lets you control your devices compatible with the smart home concept. Thanks to this technology, the drive unit not only receives commands from the controllers, but it can also send feedback. The io-homecontrol technology makes it possible to connect the AWso 2018 Connected drive unit to the TaHoma and smartCONNECTED Box systems, which provides the drive with additional functions that connect the entrance gate with other smart devices available in your home.

External drive units

– technical data

		BFT Deimos ULTRA BT	SOMFY Elixo RTS	SOMFY Elixo io	Sommer RUNner
Application	up to 6,000 [mm]	•	•	•	•
Simple programming		•	•	•	•
Auto selection of operating parameters		•	•	•	•
Soft START and STOP		•	•	•	•
Customizable configuration		•	•	•	•
Display		•	•	•	–
Safety	Obstacle detection	•	•	•	•
	Photocells	•	•	•	•
	Safety edges	option	option	option	option
Radio transmission	BFT	•	–	–	–
	SOMFY RTS	–	•	–	–
	SOMFY io	–	–	•	–
	WIŚNIEWSKI (433 MHz)	option	option	option	option
	WIŚNIEWSKI (868 MHz)	option	option	option	•
Emergency power supply battery		•	•	•	–
Cycle counter		•	•	•	–
Recent fault logging		•	•	•	–
Signal light		•	•	•	•
Expandability		•	•	•	•
Emergency drive unit disengagement		•	•	•	•
Smart technologies	TaHoma Switch	–	•	•	–
Remote control		transmitter	transmitter	smartphone app	smartphone app

Linear drive units

– technical data

		BFT Phobos BT B25/ B40	BFT Kustos ULTRA BT B40	BFT Giuno ULTRA BT A20/ A50	SOMFY Ixengo L 3S RTS	SOMFY Ixengo L 3S io	SOMMER twist M/ML	SOMMER twist E/EL
Application	up to 4,000 [mm]	●	●	●	●	●	●	●
	up to 5,000 [mm]	●	●	●	●	●	●	●
	up to 6,000 [mm]	●	●	●	●	●	—	●
Simple programming		●	●	●	●	●	●	●
Auto selection of operating parameters		●	●	●	●	●	●	●
Soft START and STOP		●	●	●	●	●	●	●
Customizable configuration		●	●	●	●	●	●	●
Display		●	●	●	●	●	—	●
Safety	Obstacle detection	●	●	●	●	●	●	●
	Photocells	●	●	●	●	●	●	●
Radio transmission	BFT	●	●	●	—	—	—	—
	SOMFY RTS	—	—	—	●	—	—	—
	SOMFY io	—	—	—	—	●	—	—
	WIŚNIEWSKI (433 MHz)	option	option	option	option	option	option	option
	WIŚNIEWSKI (868 MHz)	option	option	option	option	option	●	●
Emergency power supply battery		—	—	—	●	●	—	—
Cycle counter		●	●	●	●	●	—	—
Recent fault logging		●	●	●	●	●	—	—
Signal light		option	option	option	●	●	option	option
Expandability		●	●	●	●	●	●	●
Emergency drive unit disengagement		●	●	●	●	●	●	●
Smart technologies	TaHoma Switch	—	—	—	●*	●	—	—
Remote control		transmitter	transmitter	transmitter	transmitter	transmitter or mobile app		transmitter

Drive unit with a folding arm

– technical data

		BFT Virgo SMART BT	BFT Igea BT	SOMFY Axovia MultiPro RTS	SOMFY Axovia MultiPro io	CAME Ferni F1024
Application	up to 4,000 [mm]	●	●	●	●	●
	up to 5,000 [mm]	–	●	●	●	●
	up to 6,000 [mm]	–	–	–	–	●
Simple programming		●	●	●	●	●
Auto selection of operating parameters		●	●	●	●	●
Soft START and STOP		●	●	●	●	●
Customizable configuration		●	●	●	●	●
Display		●	●	●	●	–
Safety	Obstacle detection	●	●	●	●	●
	Photocells	●	●	●	●	●
Radio transmission	BFT	●	●	–	–	–
	SOMFY RTS	–	–	●	–	–
	SOMFY io	–	–	–	●	–
	CAME	–	–	–	–	●
	WIŚNIEWSKI (433 MHz)	option	option	option	option	option
	WIŚNIEWSKI (868 MHz)	option	option	option	option	option
Emergency power supply battery		–	–	●	●	–
Cycle counter		●	●	●	●	–
Recent fault logging		●	●	●	●	–
Signal light		option	option	●	●	option
Expandability		●	●	●	●	●
Emergency drive unit disengagement		●	●	●	●	●
Smart technologies	Ri-Co	option	option	option	option	option
	smartCONNECTED Box	–	–	–	–	–
	TaHoma Switch	–	–	●	●	–
Remote control		transmitter	transmitter	transmitter	smartphone app	transmitter

* – control with no feedback



WIŚNIEWSKI

GATES | WINDOWS | DOORS | FENCES



DISCOVER
MORE...



www.wisniowski.pl/en

The products shown in the photographic material often feature special equipment and do not always correspond to their standard versions • This brochure does not constitute an offer within the meaning of the Polish Civil Code. • The manufacturer reserves the right to introduce changes without notice. • NOTE: The colours shown in this brochure are for reference only • All rights reserved • Copying and use, in part or in full, is prohibited without the consent of WIŚNIEWSKI Sp. z o.o. S.K.A. • 01/25/EN